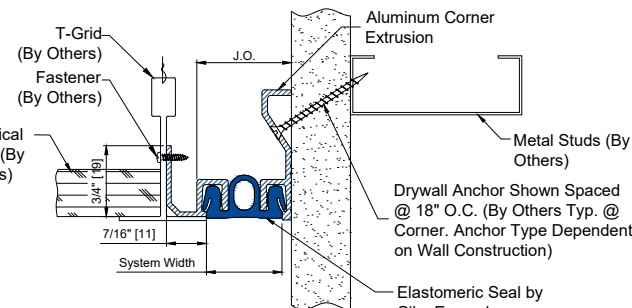
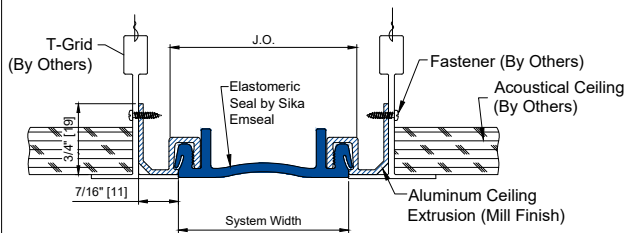


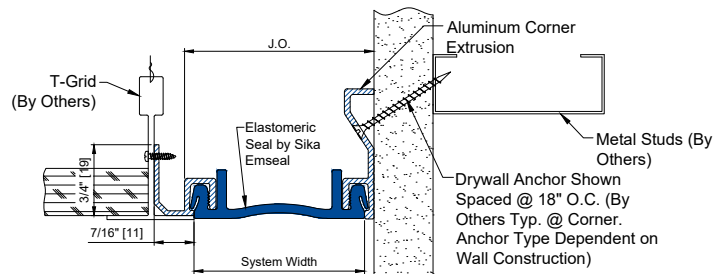
CWCA [100]
CEILING TO CEILING CONDITION



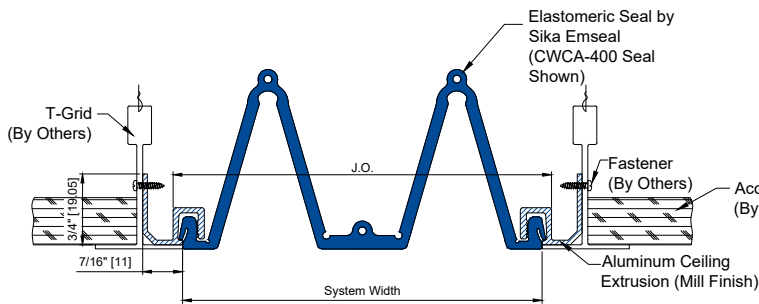
CWCA [100C]
CEILING TO WALL CONDITION



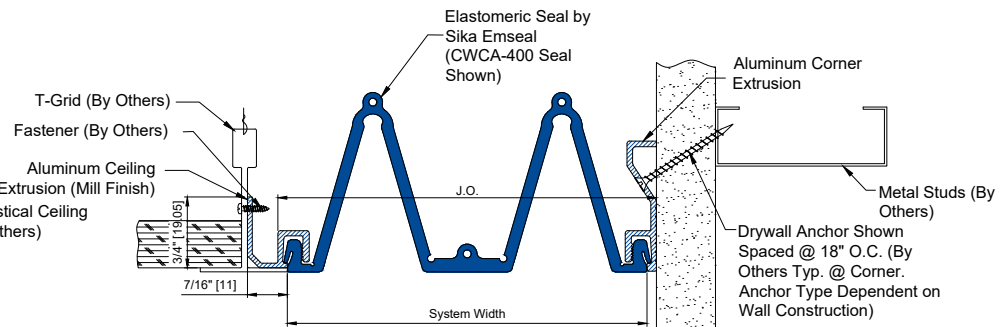
CWCA [200-300]
CEILING TO CEILING CONDITION



CWCA [200C-300C]
CEILING TO WALL CONDITION



CWCA [400-600]
CEILING TO CEILING CONDITION



CWCA [400C-600C]
CEILING TO WALL CONDITION

DIMENSION CHART					
Model	J.O. @ Min.	J.O. @ Mid.	J.O. @ Max.	Total Mvmt	Syst. Width
CWCA-100	3/4" (19)	1" (25)	1 1/4" (32)	1/2" (13)	3/4" (19)
CWCA-200	1 1/2" (38)	2" (51)	2 1/2" (64)	1" (25)	1 3/4" (44)
CWCA-300	2 1/4" (57)	3" (76)	3 3/4" (95)	1 1/2" (38)	2 3/4" (70)
CWCA-400	2" (51)	4" (102)	6" (152)	4" (102)	3 3/4" (95)
CWCA-500	2 1/2" (64)	5" (127)	7 1/2" (191)	5" (127)	4 3/4" (121)
CWCA-600	3" (76)	6" (152)	9" (229)	6" (152)	5 3/4" (146)
CWCA-100C	3/4" (19)	1" (25)	1 1/4" (32)	1/2" (13)	3/4" (19)
CWCA-200C	1 1/2" (38)	2" (51)	2 1/2" (64)	1" (25)	1 3/4" (44)
CWCA-300C	2 1/4" (57)	3" (76)	3 3/4" (95)	1 1/2" (38)	2 3/4" (70)
CWCA-400C	2" (51)	4" (102)	6" (152)	4" (102)	3 3/4" (95)
CWCA-500C	2 1/2" (64)	5" (127)	7 1/2" (191)	5" (127)	4 3/4" (121)
CWCA-600C	3" (76)	6" (152)	9" (229)	6" (152)	5 3/4" (146)

() - Denotes Millimeters



COMMERCIAL EXPANSION JOINTS
Emseal® • Wabo®

Revisions	
Initial	
05/01/24	AGD

CorridorWrap - Ceiling Conditions

DOCUMENT NUMBER: CWCA_100-600-CorridorWrap	DRAWN BY: AGD	DATE: 05/01/24	SCALE: NTS	SHEET: 1
------------------------------------------------------	-------------------------	--------------------------	----------------------	--------------------

AS A MANUFACTURER OF CONSTRUCTION PRODUCTS, SIKA CORPORATION PROVIDES GENERIC DETAILS AS A GENERAL GUIDE FOR INFORMATION PURPOSES ONLY. THESE DETAILS ARE NOT INTENDED TO REPLACE SOUND ENGINEERING AND ARCHITECTURAL PRACTICES AND SHOULD NOT BE RELIED UPON FOR THAT PURPOSE. SIKA CORPORATION ASSUMES NO LIABILITY WITH RESPECT TO THE DESIGN OF THE SYSTEM. THE ARCHITECT, CONSULTANT AND/OR ENGINEER OR DESIGN PROFESSIONAL FOR A PARTICULAR PROJECT BEARS THE SOLE RESPONSIBILITY FOR THE DESIGN OF THE SYSTEM, FOR THE PREPARATION AND APPROVAL OF THE PROJECT SPECIFICATIONS, DETAILS AND SHOP DRAWINGS, AND FOR DETERMINING THEIR SUITABILITY FOR A PARTICULAR PROJECT OR APPLICATION. SIKA CORPORATION MAKES NO WARRANTY OF ANY KIND, EITHER EXPRESS OR IMPLIED, AS TO THE CONTENT OF THIS GUIDE DETAIL. SIKA SHALL NOT BE RESPONSIBLE UNDER ANY LEGAL THEORY TO ANY THIRD PARTY FOR ANY DIRECT OR CONSEQUENTIAL DAMAGES OF ANY KIND ARISING FROM THE USE OF THIS GUIDE DETAIL. THIS DRAWING IS PROTECTED BY COPYRIGHT. THE RIGHT TO REPRODUCE IN ANY FORM BEING THE EXCLUSIVE RIGHT OF SIKA CORPORATION. ANY UNAUTHORIZED REPRODUCTION WILL BE PROSECUTED.