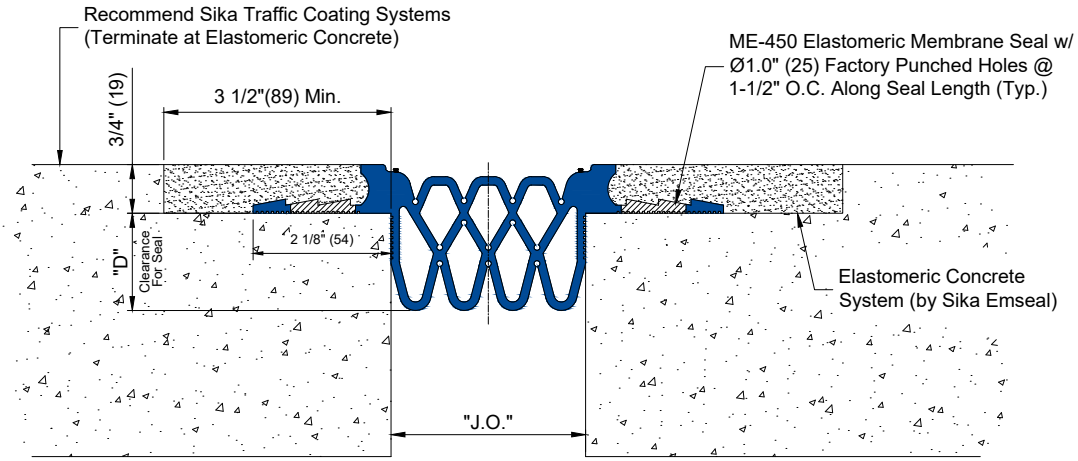
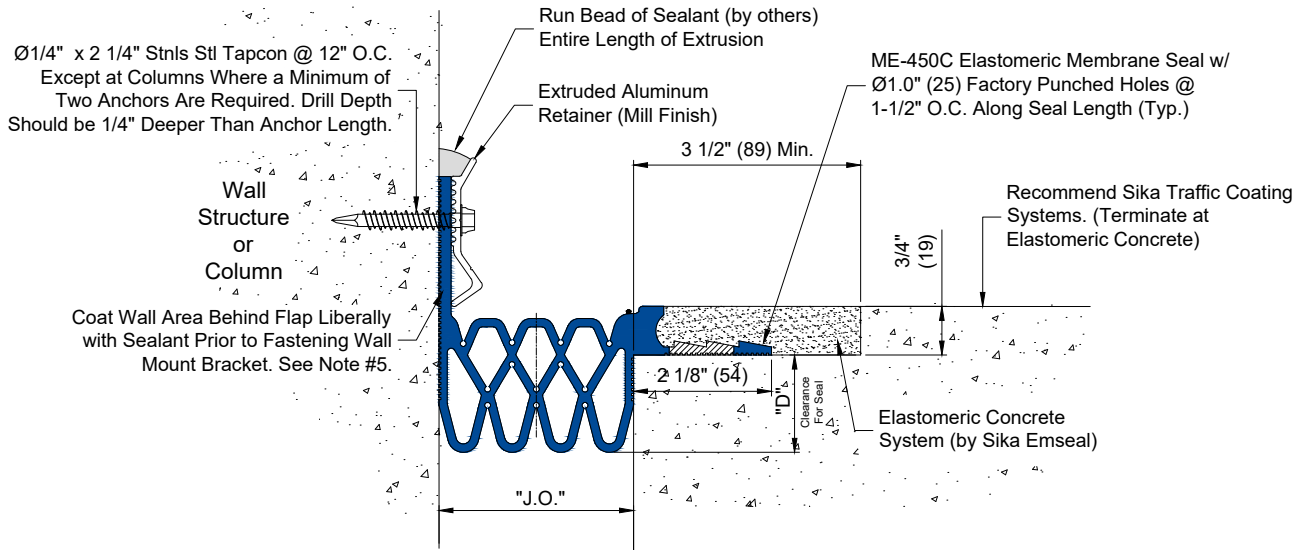


DIMENSION CHART							
Model	J.O. @ Min.	J.O. @ Mid.	J.O. @ Max.	Total Mvmt	Shear Mvmt	"D"	Part Number
ME-250	3/4"(19)	1 1/4"(32)	2 1/2"(64)	1 3/4"(44)	± 1/2"(13)	1"(25)	#8828X
ME-300	3/4"(19)	2"(51)	3"(76)	2 1/4"(57)	± 1/2"(13)	1"(25)	#8825X
ME-450	1 1/2"(38)	3"(76)	4 1/2"(114)	3"(76)	± 3/4"(19)	1 1/2"(38)	#8881X
ME-250C	3/4"(19)	1 1/4"(32)	2 1/2"(64)	1 3/4"(44)	± 1/2"(13)	1"(25)	#8828XC
ME-300C	3/4"(19)	2"(51)	3"(76)	2 1/4"(57)	± 1/2"(13)	1"(25)	#8825XC
ME-450C	1 1/2"(38)	3"(76)	4 1/2"(114)	3"(76)	± 3/4"(19)	1 1/2"(38)	#8881XC

() - Denotes Millimeters



ME GEN II [250-450]
DECK TO DECK CONDITION



ME GEN II [250C-450C]
DECK TO WALL CONDITION



COMMERCIAL EXPANSION JOINTS
Emseal® • Wabo®

Revisions	
Initial	
05/01/24	AGD

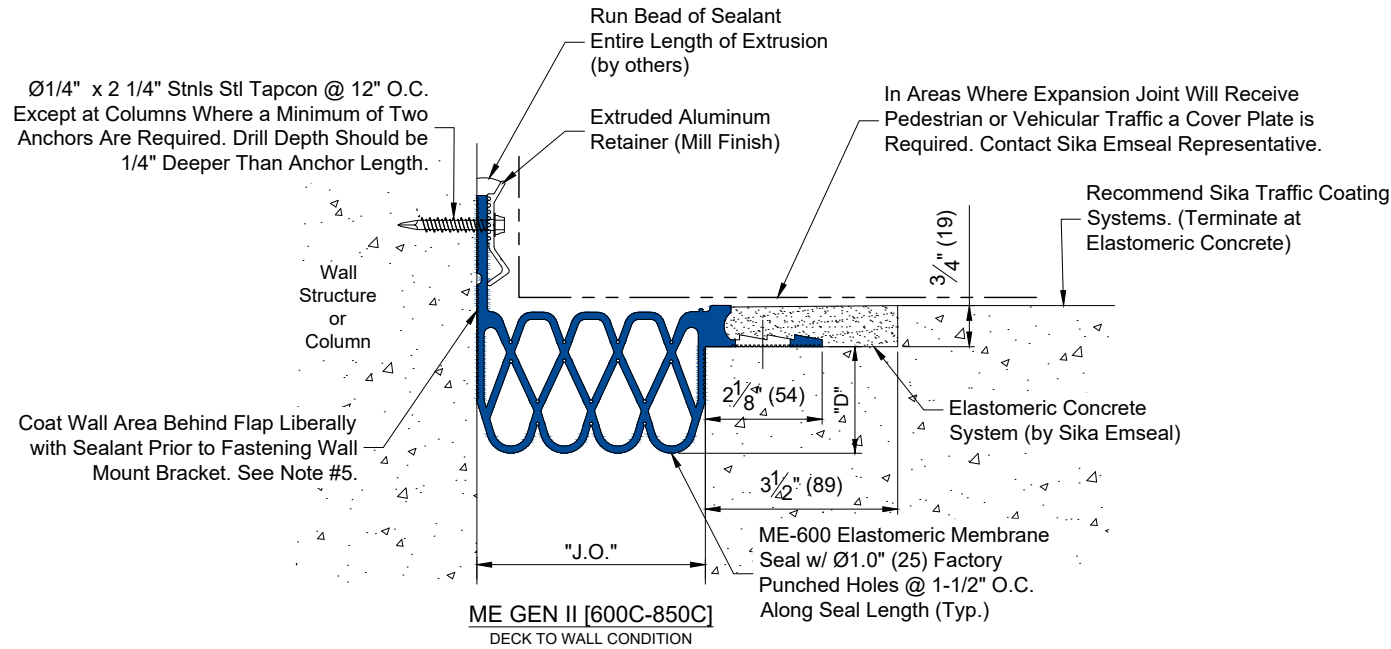
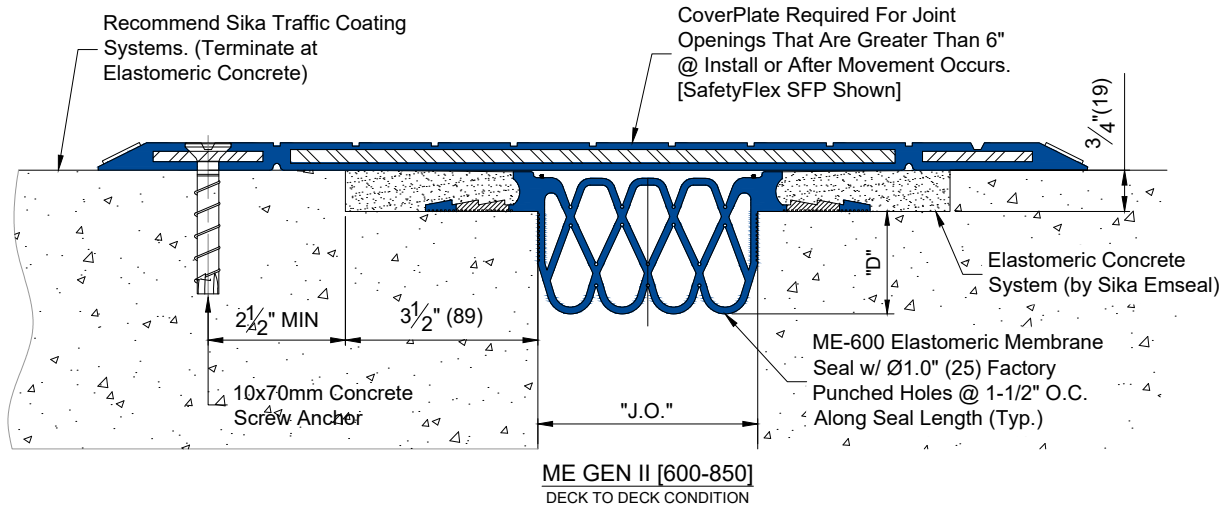
WaboCreate®Membrane Gen II - Floor Conditions

DOCUMENT NUMBER: MEG2_250-850_WaboCreateME_GenII	DRAWN BY: AGD	DATE: 05/01/24	SCALE: NTS	SHEET: 1 of 2
---	------------------	-------------------	---------------	------------------

AS A MANUFACTURER OF CONSTRUCTION PRODUCTS, SIKA CORPORATION PROVIDES GENERIC DETAILS AS A GENERAL GUIDE FOR INFORMATION PURPOSES ONLY. THESE DETAILS ARE NOT INTENDED TO REPLACE SOUND ENGINEERING AND ARCHITECTURAL PRACTICES AND SHOULD NOT BE RELIED UPON FOR THAT PURPOSE. SIKA CORPORATION ASSUMES NO LIABILITY WITH RESPECT TO THE DESIGN OF THE SYSTEM, THE ARCHITECT, CONSULTANT AND/OR ENGINEER OR DESIGN PROFESSIONAL FOR A PARTICULAR PROJECT BEARS THE SOLE RESPONSIBILITY FOR THE DESIGN OF THE SYSTEM, FOR THE PREPARATION AND APPROVAL OF THE PROJECT SPECIFICATIONS, DETAILS AND SHOP DRAWINGS, AND FOR DETERMINING THEIR SUITABILITY FOR A PARTICULAR PROJECT OR APPLICATION. SIKA CORPORATION MAKES NO WARRANTY OF ANY KIND, EITHER EXPRESS OR IMPLIED, AS TO THE CONTENT OF THIS GUIDE DETAIL. SIKA SHALL NOT BE RESPONSIBLE UNDER ANY LEGAL THEORY TO ANY THIRD PARTY FOR ANY DIRECT OR CONSEQUENTIAL DAMAGES OF ANY KIND ARISING FROM THE USE OF THIS GUIDE DETAIL. THIS DRAWING IS PROTECTED BY COPYRIGHT, THE RIGHT TO REPRODUCE IN ANY FORM BEING THE EXCLUSIVE RIGHT OF SIKA CORPORATION. ANY UNAUTHORIZED REPRODUCTION WILL BE PROSECUTED.

DIMENSION CHART							
Model	J.O. @ Min.	J.O. @ Mid.	J.O. @ Max.	Total Mvmt	Shear Mvmt	"D"	Part Number
ME-600	1 1/2"(38)	3 1/2"(89)	6"(152)	4 1/2"(114)	± 1"(26)	2 5/8"(67)	#8883X
ME-700	2"(51)	4 1/2"(114)	7"(178)	5"(127)	± 1 1/4"(32)	3"(76)	#8885X
ME-850	2 1/2"(64)	5 1/2"(140)	8 1/2"(216)	6"(152)	± 1 1/2"(38)	2 3/4"(70)	#8887X
ME-600C	1 1/2"(38)	3 1/2"(89)	6"(152)	4 1/2"(114)	± 1"(26)	2 5/8"(67)	#8883XC
ME-700C	2"(51)	4 1/2"(114)	7"(178)	5"(127)	± 1 1/4"(32)	3"(76)	#8885XC

() - Denotes Millimeters



COMMERCIAL
EXPANSION JOINTS
Emseal® ■ Wabo®

Revisions	
Initial	
05/01/24	AGD

WaboCreate®Membrane Gen II - Floor Conditions

DOCUMENT NUMBER: MEG2_250-850_WaboCreateME_GenII	DRAWN BY: AGD	DATE: 05/01/24	SCALE: NTS	SHEET: 2 of 2
---	------------------	-------------------	---------------	------------------

AS A MANUFACTURER OF CONSTRUCTION PRODUCTS, SIKA CORPORATION PROVIDES GENERIC DETAILS AS A GENERAL GUIDE FOR INFORMATION PURPOSES ONLY. THESE DETAILS ARE NOT INTENDED TO REPLACE SOUND ENGINEERING AND ARCHITECTURAL PRACTICES AND SHOULD NOT BE RELIED UPON FOR THAT PURPOSE. SIKA CORPORATION ASSUMES NO LIABILITY WITH RESPECT TO THE DESIGN OF THE SYSTEM, THE ARCHITECT, CONSULTANT AND/OR ENGINEER OR DESIGN PROFESSIONAL FOR A PARTICULAR PROJECT BEARS THE SOLE RESPONSIBILITY FOR THE DESIGN OF THE SYSTEM, FOR THE PREPARATION AND APPROVAL OF THE PROJECT SPECIFICATIONS, DETAILS AND SHOP DRAWINGS, AND FOR DETERMINING THEIR SUITABILITY FOR A PARTICULAR PROJECT OR APPLICATION. SIKA CORPORATION MAKES NO WARRANTY OF ANY KIND, EITHER EXPRESS OR IMPLIED, AS TO THE CONTENT OF THIS GUIDE DETAIL. SIKA SHALL NOT BE RESPONSIBLE UNDER ANY LEGAL THEORY TO ANY THIRD PARTY FOR ANY DIRECT OR CONSEQUENTIAL DAMAGES OF ANY KIND ARISING FROM THE USE OF THIS GUIDE DETAIL. THIS DRAWING IS PROTECTED BY COPYRIGHT, THE RIGHT TO REPRODUCE IN ANY FORM BEING THE EXCLUSIVE RIGHT OF SIKA CORPORATION. ANY UNAUTHORIZED REPRODUCTION WILL BE PROSECUTED.